


# Endurance Plateau 300 – Tent Component Labelling System

1. Print off one of these sheets per tent
2. Write your own codes as needed
3. Cut out cards below on dotted lines and laminate for maximum protection
4. Insert cards into tent ID windows

tent log card


  
plateau 300

**Tent Name:** \_\_\_\_\_

**Capacity:** \_\_\_\_\_

**Product / Stock No:** \_\_\_\_\_

**Kit Check List:**

Date:	<input type="text"/>	<input type="text"/>	<input type="text"/>	<input type="text"/>	<input type="text"/>	<input type="text"/>	<input type="text"/>	<input type="text"/>
Outer:	<input type="checkbox"/>	<input type="checkbox"/>	<input type="checkbox"/>	<input type="checkbox"/>	<input type="checkbox"/>	<input type="checkbox"/>	<input type="checkbox"/>	<input type="checkbox"/>
Inner:	<input type="checkbox"/>	<input type="checkbox"/>	<input type="checkbox"/>	<input type="checkbox"/>	<input type="checkbox"/>	<input type="checkbox"/>	<input type="checkbox"/>	<input type="checkbox"/>
Poles:	<input type="checkbox"/>	<input type="checkbox"/>	<input type="checkbox"/>	<input type="checkbox"/>	<input type="checkbox"/>	<input type="checkbox"/>	<input type="checkbox"/>	<input type="checkbox"/>
Pegs:	<input type="checkbox"/>	<input type="checkbox"/>	<input type="checkbox"/>	<input type="checkbox"/>	<input type="checkbox"/>	<input type="checkbox"/>	<input type="checkbox"/>	<input type="checkbox"/>


If found, please return to:

**School / Centre:** \_\_\_\_\_

**Tel:** \_\_\_\_\_


**Address:** \_\_\_\_\_

poles


  
plateau 300

should contain x3 grey poles (same length)

pegs



  
plateau 300

should contain x26 pegs

inner tent


  
plateau 300

flysheet


  
plateau 300