


Endurance Ravine 300 – Tent Component Labelling System

1. Print off one of these sheets per tent
2. Write your own codes as needed
3. Cut out cards below on dotted lines and laminate for maximum protection
4. Insert cards into tent ID windows

tent log card



ravine 300

Tent Name: _____

Capacity: _____

Product / Stock No: _____

Kit Check List:

Date:	<input type="text"/>	<input type="text"/>	<input type="text"/>	<input type="text"/>	<input type="text"/>	<input type="text"/>	<input type="text"/>	<input type="text"/>
Outer:	<input type="checkbox"/>	<input type="checkbox"/>	<input type="checkbox"/>	<input type="checkbox"/>	<input type="checkbox"/>	<input type="checkbox"/>	<input type="checkbox"/>	<input type="checkbox"/>
Inner:	<input type="checkbox"/>	<input type="checkbox"/>	<input type="checkbox"/>	<input type="checkbox"/>	<input type="checkbox"/>	<input type="checkbox"/>	<input type="checkbox"/>	<input type="checkbox"/>
Poles:	<input type="checkbox"/>	<input type="checkbox"/>	<input type="checkbox"/>	<input type="checkbox"/>	<input type="checkbox"/>	<input type="checkbox"/>	<input type="checkbox"/>	<input type="checkbox"/>
Pegs:	<input type="checkbox"/>	<input type="checkbox"/>	<input type="checkbox"/>	<input type="checkbox"/>	<input type="checkbox"/>	<input type="checkbox"/>	<input type="checkbox"/>	<input type="checkbox"/>


If found, please return to:

School / Centre: _____

Tel: _____

Address: _____


poles



ravine 300

should contain x2 long grey poles, x2 short orange poles


pegs



ravine 300


should contain x22 pegs

inner tent



ravine 300

flysheet



ravine 300
